



2012 CLOCK CATALOGUE



CONTENTS:

Clock MOVEMENTS & Accessories
 Pendulums
 Clock numerals & Clock Hands
 Insert clocks
 Batteries
 Pens, pen holders, pen components

Teaching aids & Publications
 How to order (incl. Postage & packaging)
 Other products / Ranges / Catalogues :
 - Technology & Solar Panels & Components
 - Monitor & Laptop locks / security
 How to Contact us

CLOCK MAKING IN SCHOOLS

The making of **CLOCKS** in class is suitable for a large number of subjects. Clock making provides a lot of scope, as it can be used in almost all subjects, and tailored to most age and skill levels. It also presents a cost effective work unit. Clock making can be used in the following subjects, as it lends itself to working with:

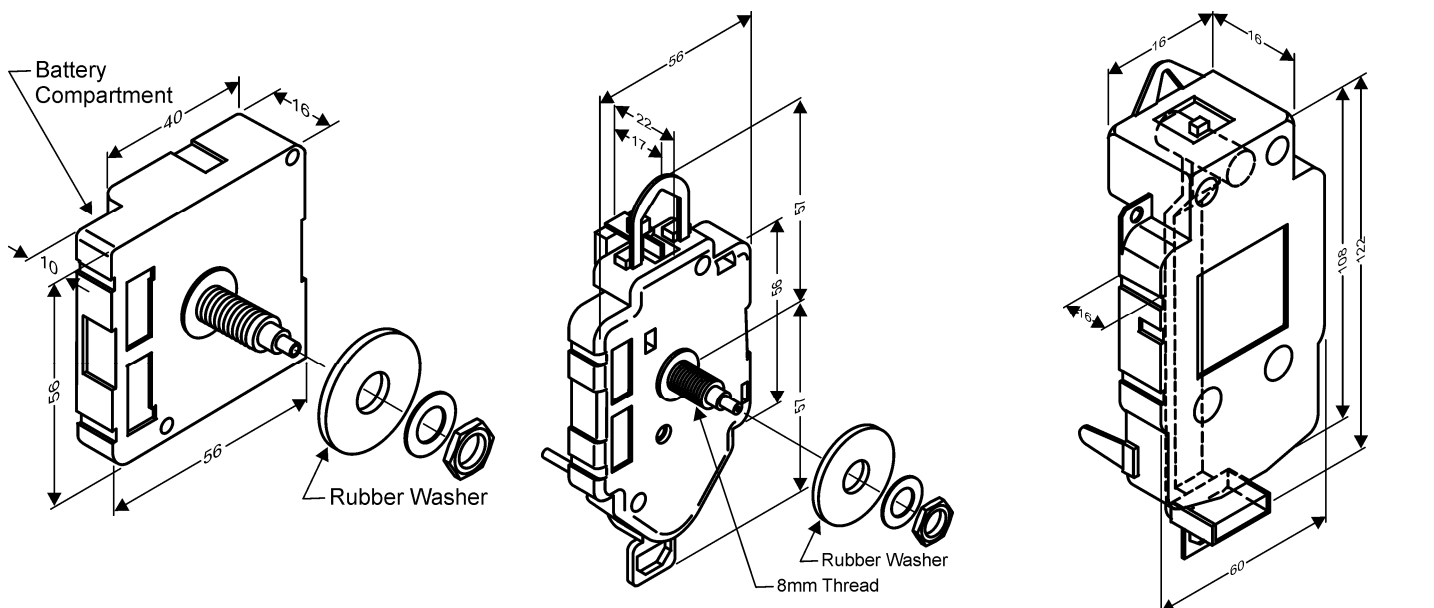
Woodwork *PLASTICS* *Metalwork* *INDUSTRIAL ARTS*
Ceramics *Glass* *Art* *Needlework* & *others*

CLOCK MAKING develops the students' imagination, research, design, planning and manufacturing skills, and allows use of a variety of materials. Students can make their own design or base their work on the teachers' guidelines. And at the end? – a useful and decorative item to keep and use.

There are TWO MAIN TYPES of CLOCK CONSTRUCTION:

- (1) the **CLOCK MOVEMENT**, with a choice of hands and numerals (this is inserted from behind the work)
- (2) the **INSERT CLOCK**, where the complete clock is inserted into a hole, from the front.

CLOCK (Quartz) MOVEMENTS



MOVEMENTS:

- MSSS, MSS, MS, ME, ML, MR
 (refer chart for Shaft lengths)

PENDULUM MOVEMENT

- MP: with Pendulum action
 (includes hanger bracket)

PENDULUM OPERATOR

- to be used with any of the clock movements (MSS, MS etc)

With each movement we supply a second hand, rubber washer, brass washer and a hexagon nut.

All the movements use an AA battery (Battery not included).

NOTE: If the order does not specify a movement type, an MS movement will be supplied

ALL MOVEMENTS ARE GUARANTEED FOR 5 YEARS



15 November 2011

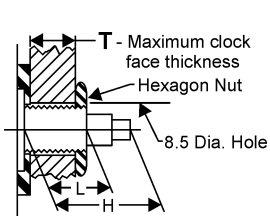
SCORPIO TECHNOLOGY VICTORIA PTY. LTD.

17 Inverell Ave., Mt. Waverley, Vic. 3149

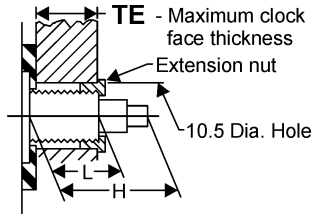
Tel: (03) 9802 9913 Fax: (03) 9887 8158 www.scorpiontechnology.com.au

CLOCK MOVEMENTS & ACCESSORIES

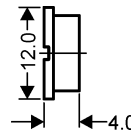
Code	Description	Threaded Shaft		Max. clock face (thickness)		Possible uses	Quantity ordered	PRICE
		Length (L)	length (H)	Hex nut (T)	Ext. nut (TE)			
MSSS	Very short shaft	5	13			CD, card, canvas	1-3	\$7.59
MSS	Short shaft	7	15	5	6	Plywood, perspex sheet	4-9	\$7.26
MS	Standard shaft	9	17	7	9	Thin board	10-19	\$7.15
ME	Extended shaft	12.5	21	10	12	Paling, Board, tile	20-34	\$6.93
ML	Long shaft movement	15	22	13	15	Redgum,	35-49	\$6.60
							50-99	\$6.27
							100& over	\$5.94
MR	Reverse Movement	13	19	10	12	Novelty Shops (mirror image)	1-3	\$9.02
							4-9	\$8.80
							10&over	\$8.47
MP	Pendulum movement	12.5	21	10	12	(imitation) Grandfather, clock , Box / case	1-3	\$9.68
							4-9	\$9.46
							10&over	\$9.24
	Pendulum Operator	Note: the Pendulum operator must be used with one of the Clock movements				Any clock using a Pendulum	1-3	\$6.49
							4-9	\$6.27
							10&over	\$6.10



USING THE SUPPLIED HEXAGON NUT



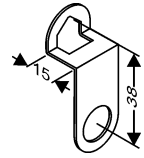
USING AN EXTENSION NUT
This allows the use of 2.0mm thicker material



EXTENSION NUT
Price each.: \$0.27

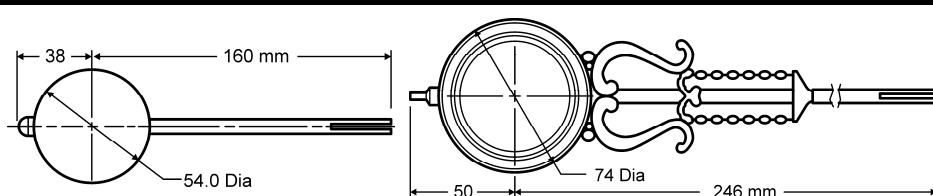


CD WASHER
Price each.: \$0.15



HANGER BRACKET
For ALL move-ments (except MP)
Price each.: \$0.27

PENDULUMS



PENDULUM A

PENDULUM B

QUANTITY	PENDULUM / PRICE	
	'A'	'B'
1 - 3	\$4.07 ea	\$8.25 ea
4 - 9	\$3.96 ea	\$8.03 ea
10 & over	\$3.85 ea	\$7.70 ea

To alter the pendulum's length, the shaft lengths can be cut at the rear of the bob

CLOCK NUMERALS



TYPE 1 A12 – Gold or Black
(Arabic set of 12)
Size 10, 12, 15, 20, 25 mm



TYPE 2 R12 - Gold or Black
(Roman set of 12)
Size 10, 12, 15, 20, 25



DOTS - Gold or Black
(Set of 12 dots)
Size 4.5 & 8 mm

Finish – Gold or Black (in all sizes and styles)

Quantity	Type 1&2	Dots & Bars
1-5	\$2.40 set	\$1.65 set
6-10	\$2.35 set	\$1.60 set
11-20	\$2.30 set	\$1.50 set
21-50	\$2.20 set	\$1.45 set
51 & over	\$2.10 set	\$1.40 set

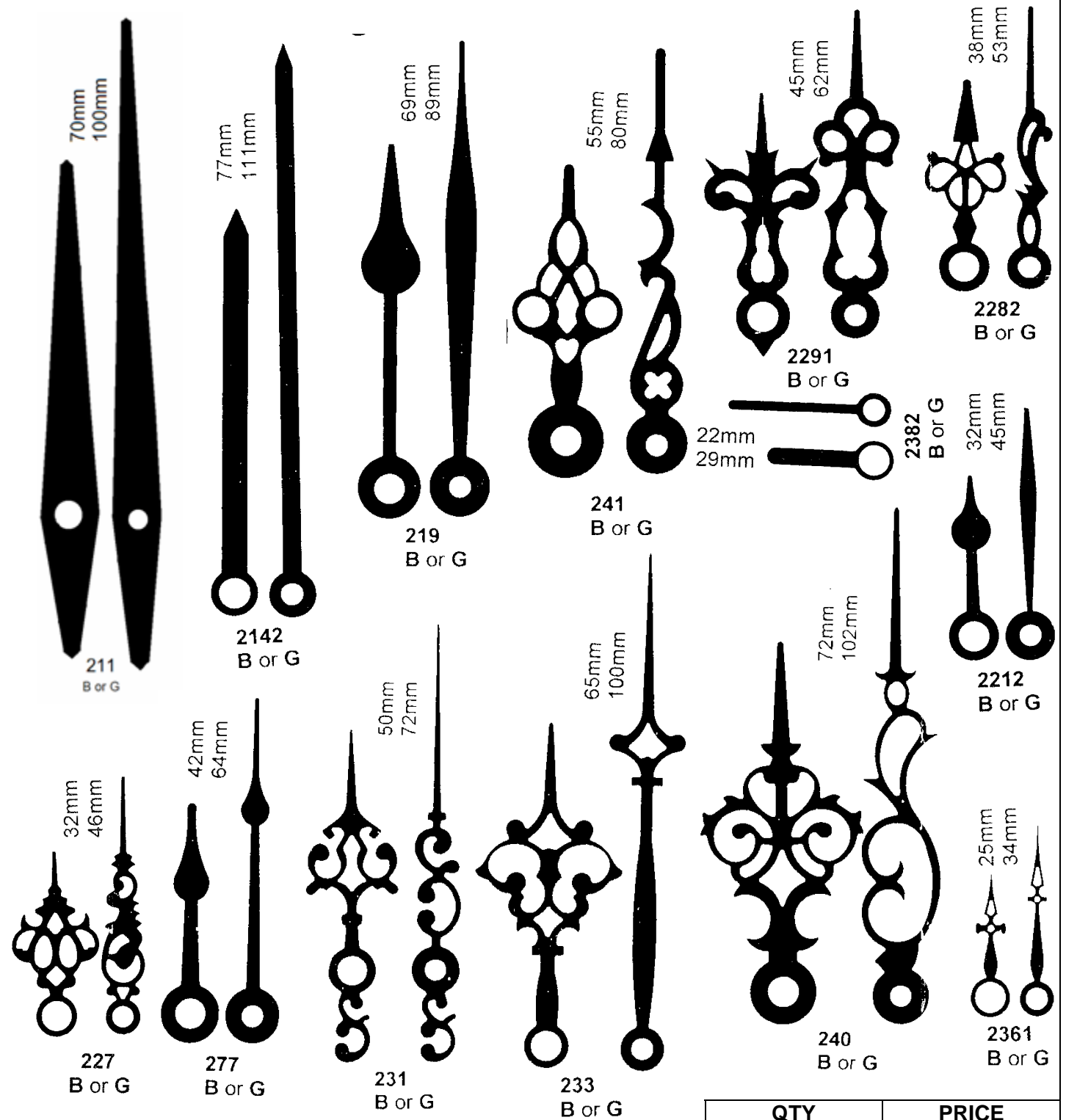


BARS - Gold or Black
(Set of 12 bars)
Size 11& 19 mm

When ordering, state TYPE, FINISH and SIZE: If not specified, Type 1-15mm Black will be supplied.


These are LASER-CUT numerals, approx. 1mm thick, with self-adhesive and a backing sheet. However, during storage, the adhesive on the back may have deteriorated. If so, you can apply one of the commercially available adhesives, such as Selley's „Supaglu“ (Brush-on) or one of the spray on adhesives – eg. Fuller's „Permanent Bond“.

HANDS



SECOND HANDS (included in the price of the movement)

QTY	PRICE
1 - 3 sets	\$1.32
4 - 9 sets	\$1.26
10 - 19 sets	\$1.21
20-34 sets	\$1.15
35-49 sets	\$1.10
50-99 sets	\$0.99
100 + sets	\$0.93



Hand colour is **B = BLACK** or **G = GOLD**

Hands not shown full size.

Dimensions shown indicate the length of the hour and minute hand, from the centre of the holes. If the hands are too long, they can easily be cut with scissors. The hands have a protective film which should be peeled off.

NOTE: If the order does not specify an item number, 2142 will be supplied; if no colour Black will be sent.

INSERT CLOCKS



ICS



ICM, ICMT, ICL, ICLL

INSERT CLOCKS

Insert clocks are complete clocks – movement, hands, dial face and front glass with bezel.

- For these clocks, you need to make a suitable clock housing, which allows the clock to be inserted from the front.

Notes:



- the actual clocks may vary from the picture show

- all clocks have Roman numerals

- ICL & ICLL come in a choice of Gold or Chrome colour bezel

	Bezel dia.	Bezel colour.	PRICE				Battery type	Battery	Approx hole size
			1-3	4-9	10-19	20 +			
ICS	36	Gold	\$10.45	\$9.35	\$8.80	\$8.58	Button cell	Included	36mm dia
ICM	60	Gold	\$9.50	\$9.30	\$9.15	\$9.05	Button cell	Included	56mm dia
ICMT	63	Gold	\$8.91				NB ('N' type)	Not included	58mm dia
ICL	80	See note	\$11.55 - choice of Gold or Chrome				AA	Not included	76mm dia
ICLL	130	See note	\$17.43 - choice of Gold or Chrome				AA	Not included	82mm dia

BATTERIES

Code	Battery size	Type	Sold in (quantity)	Price per pack	
SPB(AA)	AA	Toshiba, Heavy Duty	multiples of 4	\$1.95	
SBH-S	„N” Type	Toshiba, Super Heavy Duty	multiples of 2	\$3.05	

PENS & PEN HOLDERS

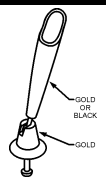
PEN & PEN HOLDERS – Sold in multiples of 5.

Q'TY	PEN	PEN HOLDER
5 - 20	\$0.93 ea	\$1.21 ea
25 - 50	\$0.88 ea	\$1.15 ea
55 +	\$0.82 ea	\$1.10 ea

BLACK PEN WITH BRASS RING

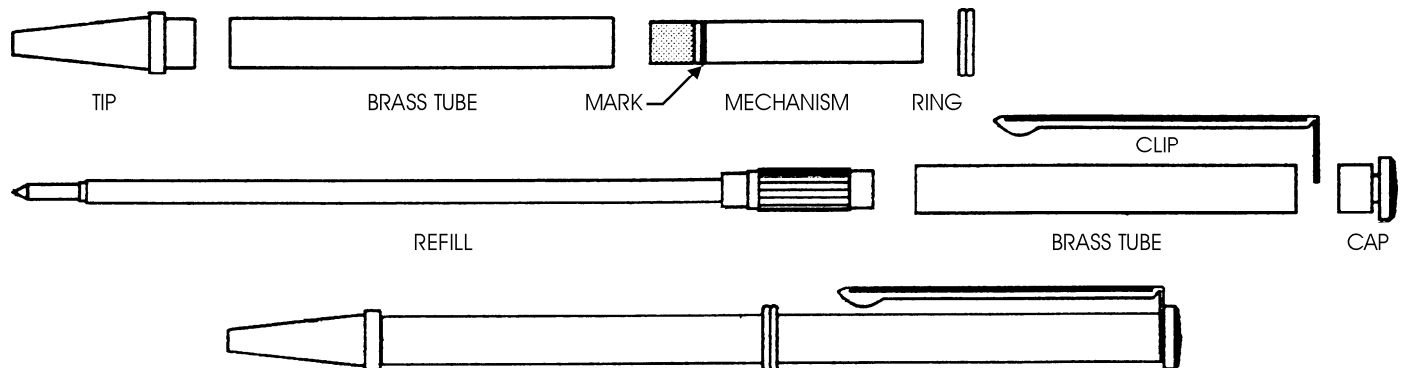


PEN HOLDER (Gold colour)



PEN COMPONENTS


METAL PEN COMPONENTS: The tip, tubes, ring and cap are solid brass; the clip is gold plated spring steel.



Assembled metal parts only - (Do not pre-assemble)

MANDREL for turning a wood pen

This mandrel is required for turning the wood pen handles when our Pen set components are used



PEN COMPONENTS - In multiples of 5.

Q'TY	PRICE
5 - 20	\$2.75 set
25 - 50	\$2.53 set
55 - 95	\$2.31 set
100 - 195	\$2.20 set
200+	\$1.87 set

ITEM	PRICE
MANDREL	\$26.40

HOW TO MAKE A PEN

Preparation of the timber

Select two wood (or other material) blanks approx. 12 to 13 mm in diameter or square. The length of the wood blanks should be the same as the brass tubes. Drill a 7 mm diameter hole through each of the wooden blanks.

Glue a brass tube inside each of the blanks. Place the mandrel inside the tubes and turn the wood to the desired contour. This should be approximately 9 mm diameter.

Assembly

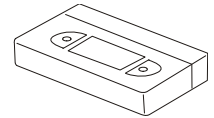
Press the tip of the pen in to the lower end of the lower tube. Press the mechanism into the other end of the lower tube as far as the mark past the brass section. Press the ring onto the mechanism. Screw the refill into the mechanism. Press the clip onto the cap and press the cap assembly into the upper barrel. Assemble the upper barrel assembly onto the lower barrel assembly.

TEACHING AIDS & PUBLICATIONS

VIDEO: TECHNOLOGY IN SCHOOLS

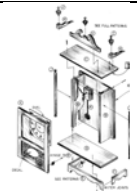
The video presents an introduction to clock making and technology kits with an overview of our products. It video has useful ideas, showing students constructing clocks and technology devices made from our kits

Duration: 35 minutes. \$10.00 (including Postage)



BOOK: "How to Build 35 Great Clocks"

This is a great reference book showing many older style clocks and how to construct them. The clocks are shown complete with working plans, drawings and instructions. Exploded diagrams show the clock construction. The book is also useful to show how clock design has changed over time.



The book's introduction states: "A primary aim of this book is to help woodworkers – beginners or experts – design and build period-style clocks, ranging from very simple plaque or single-board clocks to classic early American and Victorian styles and ending with plans for several full-size tall case clocks.

Little woodworking experience is required to make the reproductions offered in this book."
by Joseph Daniele at \$39.50

BONUSES & GIVEAWAYS

To thank you for each significant order, we will give you a **FREE** gift! This gift will be sent with the order.

OUR WEBSITE

HAVE YOU HAD A LOOK AT OUR WEBSITE???

We are adding more Technical information to the website as needed. Is there anything in particular that you would like to see, that could help you? If so, please let us know.

HOW TO ORDER (including Postage & packaging)

HOW DO I GET WHAT I NEED?

Just post or fax your official school order to us (include the teacher's name, to speed delivery to you)

Note: You do not need to open an account with us: We will include our invoice with the goods.

✓ Orders are despatched promptly (usually within 2 to 3 working days) and are sent with Australia Post.

POSTAGE: Postage & Packaging are additional

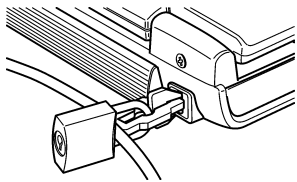
Up to 0.5 kg - anywhere in Australia costs \$6.70.

Over 0.5 kg: - within Victoria: \$7.60 for orders up to \$70.00; \$10.10 for orders above \$70.00
- to NSW, SA, TAS: \$10.20 for orders up to \$70.00; \$10.90 for orders above \$70.00
- to QLD, WA, NT: \$11.60 for orders up to \$70.00; \$13.70 for orders above \$70.00

Price, finish, design and stock availability are subject to change without notice.

OTHER PRODUCTS / RANGES / CATALOGUES:

MONITOR / CPU & LAPTOP LOCKS (For COMPUTER SECURITY)



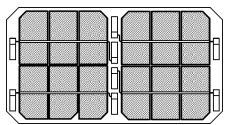
WE CAN PROVIDE YOU WITH EVERYTHING YOU NEED TO SECURE YOUR COMPUTERS!

- ✓ Monitor locks – for each Laptop, Monitor and CPU
- ✓ Wire cable – to join them together, and keep them captive
- ✓ Swages & crimping tools – make as many cables as you need, as long as you need
- ✓ Padlocks - to lock them with (keyed alike)
- ✓ Wall anchors – to attach them to a wall

PLEASE CALL for more information / brochures / FREE samples

We also have items for different subjects. To find out more about these, we'll send you a **FREE CATALOGUE**.

SOLAR PANELS AND COMPONENTS

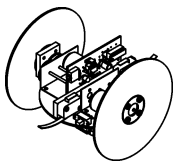


OUR RANGE INCLUDES:

- ⊗ components for cars to race (Solar model Car and Boat Challenges)
 - ⊗ a Solar Maximiser kit (current multiplier)
 - ⊗ components for boats, for the RC Boat challenge
 - ⊗ components for any other type of simple solar cars and boats
 - ⊗ for any other experiments, or .for converting technology kits
- and a wide range of **Solar modules** (panels)

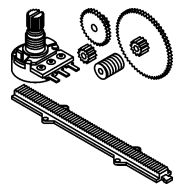


TECHNOLOGY STUDIES – KITS AND COMPONENTS



TECHNOLOGY KITS: a broad range of Electrical / electronic / mechanical kits, for a very varied range of devices. The top end kits use Picaxe technology, and are programmable.

TECHNOLOGY COMPONENTS: a varied range of MECHANICAL (wheels, Gearboxes, Gears etc); ELECTRICAL (Switches, Motors, Battery holders etc); ELECTRONICS (resistors, trimpots, LDRs etc) and other components, to let you design your own device.



HOW TO CONTACT US

ANY QUESTIONS?

We will be **happy to help**– just PHONE or E-MAIL us.

Our business hours are: **Monday to Friday, from 9.00 am. to 3.00 pm.**

SCORPIO TECHNOLOGY VIC. PTY. LTD.

A.B. N. 34 056 661 422 17 INVERELL AVE, MT. WAVERLEY, VIC. 3149

Tel: (03) 9802 9913

Fax: (03) 9887 8158

Website: www.scorpiontechnology.com.au

E-mail: sales@scorpiontechnology.com.au

